

MONTHLY RETURN

after fees

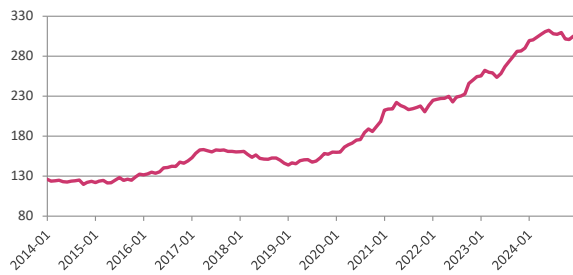
|      | Year   | Jan    | Feb    | Mar    | Apr    | May    | Jun    | Jul    | Aug    | Sep    | Oct    | Nov    | Dec    |
|------|--------|--------|--------|--------|--------|--------|--------|--------|--------|--------|--------|--------|--------|
| 2024 | 5.2 %  | 3.2 %  | 0.3 %  | 1.0 %  | 1.3 %  | 1.1 %  | 0.5 %  | -1.4 % | -0.2 % | 0.7 %  | -2.6 % | -0.3 % | 1.4 %  |
| 2023 | 14.0 % | 0.3 %  | 2.8 %  | -1.0 % | -0.2 % | -2.2 % | 1.9 %  | 3.3 %  | 2.4 %  | 2.2 %  | 2.4 %  | 0.1 %  | 1.3 %  |
| 2022 | 16.4 % | 2.9 %  | 0.5 %  | 0.4 %  | 0.2 %  | 1.0 %  | -3.0 % | 2.6 %  | 0.6 %  | 1.1 %  | 5.6 %  | 1.7 %  | 1.7 %  |
| 2021 | 10.2 % | 7.1 %  | 0.7 %  | 0.1 %  | 3.8 %  | -1.7 % | -0.9 % | -1.5 % | 0.6 %  | 0.7 %  | 0.9 %  | -3.4 % | 3.9 %  |
| 2020 | 23.9 % | -0.2 % | 0.2 %  | 3.9 %  | 1.8 %  | 1.2 %  | 2.2 %  | 0.4 %  | 5.0 %  | 2.4 %  | -1.6 % | 3.4 %  | 3.2 %  |
| 2019 | 9.5 %  | -1.5 % | 1.8 %  | -0.8 % | 2.6 %  | 0.8 %  | 0.1 %  | -2.1 % | 0.9 %  | 2.7 %  | 3.5 %  | -0.5 % | 1.7 %  |
| 2018 | -8.7 % | 0.1 %  | 0.3 %  | -2.2 % | -2.4 % | 1.9 %  | -2.7 % | -0.6 % | -0.3 % | 1.1 %  | -0.1 % | -1.8 % | -2.4 % |
| 2017 | 7.5 %  | 2.7 %  | 3.6 %  | 2.6 %  | 0.4 %  | -1.0 % | -0.8 % | 1.4 %  | -0.3 % | 0.4 %  | -1.1 % | 0.0 %  | -0.5 % |
| 2016 | 12.5 % | -0.5 % | 0.7 %  | 1.7 %  | -1.0 % | 1.3 %  | 3.8 %  | 0.3 %  | 1.1 %  | -0.2 % | 3.8 %  | -0.8 % | 1.9 %  |
| 2015 | 7.2 %  | -1.3 % | 1.5 %  | 0.9 %  | -2.6 % | 0.3 %  | 2.7 %  | 2.5 %  | -2.9 % | 1.3 %  | -0.9 % | 3.2 %  | 2.6 %  |
| 2014 | -0.2 % | 1.7 %  | -1.7 % | 0.4 %  | 0.4 %  | -1.3 % | -0.3 % | 0.9 %  | 0.3 %  | 0.8 %  | -4.4 % | 2.1 %  | 1.1 %  |

MARKET COMMENT

The fund rose 1.4% in December with gains across all strategies. The largest contributor was Renewables, driven by short positions. Similarly, Oil and Oil Services shorts drove positive results within these strategies. Shipping benefited from our long position in chemical tankers.

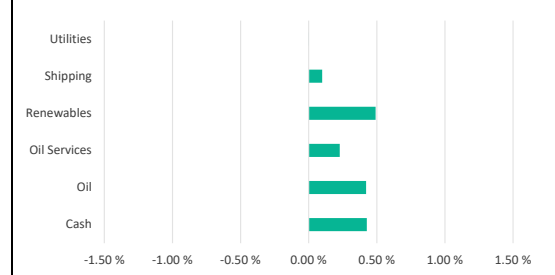
NAV DEVELOPMENT

after cost



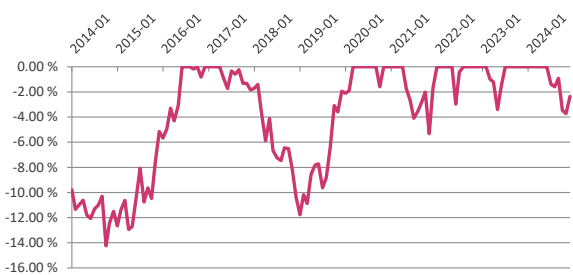
MONTHLY PERFORMANCE ATTRIBUTION

before fees



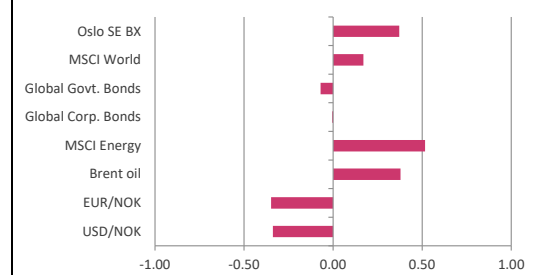
DRAWDOWN

from previous peak



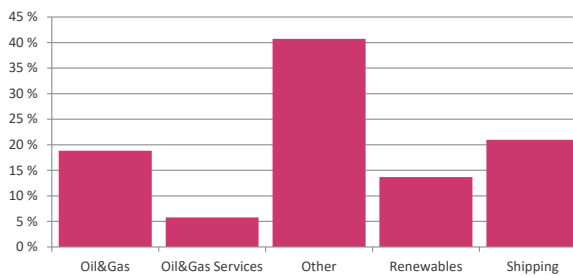
CORRELATION

monthly last 3 years



SECTOR current

gross equity exposure



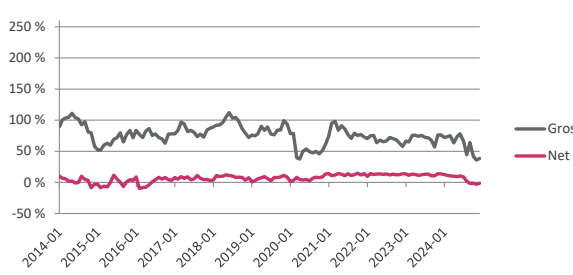
REGION current

gross equity exposure



GROSS AND NET EQUITY EXPOSURE

% of NAV



VOLATILITY

rolling 12 month



PORTFOLIO CHARACTERISTICS

% of NAV

|                        |               |
|------------------------|---------------|
| Top 10 long positions  | 9 %           |
| Top 10 short positions | -8 %          |
| # of longs             | 17            |
| # of shorts            | 28            |
| AUM/Fund size (USD)    | 146,465,107   |
| AUM/Fund size (NOK)    | 1,663,455,482 |

PERFORMANCE STATISTICS

3 years 5 years 10 years

|                          |        |                   |       |
|--------------------------|--------|-------------------|-------|
| Return p.a.              | 11.8 % | 13.8 %            | 9.5 % |
| Volatility               | 6.0 %  | 7.0 %             | 6.7 % |
| Sharpe                   | 1.50   | 1.71              | 1.21  |
| Share of positive months | 78 %   | 77 %              | 68 %  |
| Bloomberg:               |        | KLPAGEN NO Equity |       |

# Spesialfondet KLP Alfa Global Energi

(AIF – Specialised fund with a limited group of investors)



## SUMMARY

|             |  |
|-------------|--|
| The Fund    | The Fund is a Norwegian special fund established pursuant to the Act relating to Securities' Funds of 25 11 2011 no. 44. |
| Mandate     | Long/short equity market neutral energy fund with a global investment mandate  |
| Goal        | Achieve the highest possible return with low correlation to the stock market.  |
| Methodology | Investments are based on fundamental analysis in both sector and company level.  |

## AREA OF INVESTMENTS

The special fund KLP Alfa Global Energi is an actively managed fund that invests globally, mainly in shares in the energy sector. The management takes place in compliance with KLP's ethical investment rules.

## INVESTMENT STRATEGY

The fund's strategy is to generate returns based on fundamental quantitative and qualitative analysis, and is done through a combination of long and short positions. The portfolio is constructed so that the expected return will be made through the return difference between two stocks (long / short). The Fund will be exposed to company-specific risk, primarily in and relating to the energy sector and will seek to isolate this risk, and neutralize other risks. Long / short positions may be both intra-sector and sector vs sector (eg. Oil service vs. Shipping). The number of positions are expected to be 15 to 20 long and a corresponding number short. The Fund will have little exposure to general stock market movements.

## MANAGER

**David Bhatti** (1984) has 16 years of experience as an equity analyst at SEB, CF Partners, Platou Markets, Nordea Markets and as portfolio manager at KLP Kapitalforvaltning.

## RISK PROFILE

The fund's risk profile is medium compared to similar funds in the same asset class (market neutral funds). The Fund's most important risks are management risk and company specific risk. The Fund has in accordance with the Fund's Articles of Association the opportunity to buy or sell equities equivalent to 130% of the fund's net asset value, but with a net market exposure that does not exceed +/- 15%.

## RISK MANAGEMENT

The purpose of risk management is to ensure that the fund operates within its investment strategy, and to limit unwanted

effects on the fund's value development. The risk management is a continuous activity, which is carried out based on risk analyses of this fund and on similar investment mandates, as well as the history of the securities market. The risk analysis establishes the likelihood of an unwanted outcome, and the consequence of unwanted outcomes. The limits of the fund have been provided by law, regulations and circular letters from the Norwegian Financial Supervisory Authority, in addition to the fund's articles of association and this prospectus and internal limits.

## LIMITS

The fund's exposure limits are specified in the Fund's Articles of Association. The Management Company has, within these prescribed limits, currently set the following maximum limits, in relation to the Fund's net asset value:

|                                      |         |
|--------------------------------------|---------|
| Estimated volatility, annual maximum | 20%     |
| Target volatility                    | 10%     |
| Gross exposure of financial assets   | 400%    |
| Gross equity exposure                | 260%    |
| Net equity exposure                  | +/- 15% |
| Open foreign exchange position       | +/- 10% |
| Single-position                      | +/- 15% |

## COSTS AND FEES

|   |               |
|---|---------------|
| Management fee:   |               |
| - Fixed   | 0,80 %        |
| - Variable, high watermark  | 10,00 %       |
| Subscription fee (up to):   | 0,20 %        |
| Redemption fee (up to):   | 0,20 %        |
| Minimum deposit:  | NOK 1 million |
| Redemption requests must be notified 10 working days before the redemption. |               |

The Fund is a special fund with a limited circle of depositors in that fund is only open for subscription for investors who are classified as professional investors under the Securities Trading Act. The units are registered by the management company in the shareholder register of the VPS ASA

## DISCLAIMER

This report is based on sources KLP Fund management consider to be reliable. However, it is not possible to guarantee that the information in the report is accurate or complete. Statements in the report reflect the KLP Fund Management's opinion at the time they were prepared, and we reserve the right to change without notice. This report shall not be considered as an offer or recommendation to buy or sell financial instruments. KLP Fund management assumes no liability for direct or indirect loss or expense arising from use of this Report. Past performance is no guarantee of future returns. The return of mutual funds can vary considerably within a year. Realized gains or losses from investing in fund shares will therefore depend on the exact timing of purchases and sales.

## FUND FACTS

|               |                                   |
|---------------|-----------------------------------|
| Inception     | October 2011                      |
| Structure     | Norwegian special fund            |
| Base currency | NOK                               |
| Auditors      | EY                                |
| Custodian     | Northern Trust Global Services SE |
| Prime Broker  | Morgan Stanley, SEB               |
| Manager       | KLP Kapitalforvaltning AS         |

## KLP KAPITALFORVALTNING AS

|                  |  |
|------------------|--|
| Address:         | Dronning Eufemias gate 10, Oslo                      |
| Mailing address: | Postboks 400 Sentrum, 0103 Oslo, Norway              |
| Phone:           | +47 23 08 09 30                                      |
| Fax:             | +47 23 08 09 31                                      |
| E-mail:          | <a href="mailto:klpfonds@klp.no">klpfonds@klp.no</a> |
| Website:         | <a href="http://www.klp.no">www.klp.no</a>           |
| Org.nr:          | 968 437 666  |