

CREDIT OPINION

25 April 2024

Update

Send Your Feedback

RATINGS

KLP Banken AS

Domicile	Norway
Long Term CRR	A1
Type	LT Counterparty Risk Rating - Fgn Curr
Outlook	Not Assigned
Long Term Debt	Not Assigned
Long Term Deposit	A3
Type	LT Bank Deposits - Fgn Curr
Outlook	Stable

Please see the [ratings section](#) at the end of this report for more information. The ratings and outlook shown reflect information as of the publication date.

Contacts

Effie Tsotsani +44.20.7772.1712
VP-Senior Analyst
effie.tsotsani@moodys.com

Nondas Nicolaidis +357.2569.3006
VP-Sr Credit Officer
nondas.nicolaidis@moodys.com

Simon James Robin +44 207 772 5347
Ainsworth
Associate Managing Director
simon.ainsworth@moodys.com

KLP Banken AS

Update to credit analysis following ratings affirmation

Summary

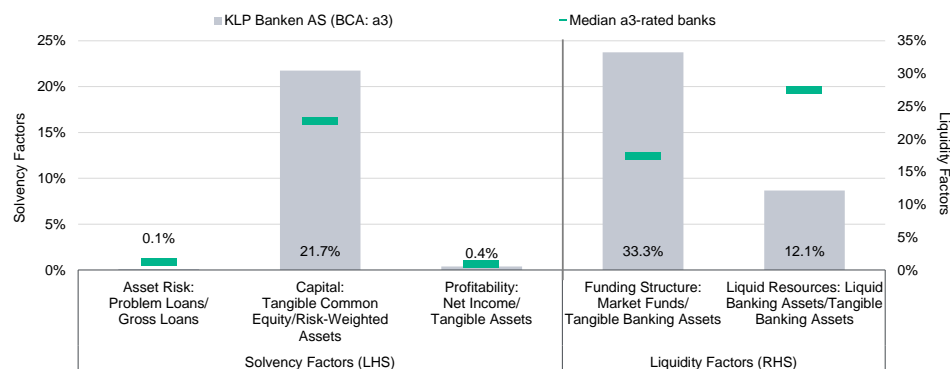
[KLP Banken AS](#)' A3 long-term deposit and issuer ratings are derived from the bank's a3 Baseline Credit Assessment (BCA) and Adjusted BCA of a3. The ratings do not incorporate any uplift from our Advanced Loss Given Failure (LGF) analysis, reflecting the limited amount of outstanding obligations protecting the bank's junior depositors in case of failure.

KLP Banken's a3 standalone BCA reflects its solid capital buffers, with a reported Common Equity Tier 1 (CET1) capital ratio of 21.7% as of December 2023, balanced against its still-high reliance on market funding, primarily in the form of covered bonds. The bank's asset risk is low because of a focus on lending to the Norwegian public sector and retail mortgage customers, predominantly public-sector employees, which also drives the bank's relatively low profitability.

The bank's Adjusted BCA of a3 also reflects our view that the bank will continue to benefit from a very high probability of affiliate support, from its parent company [Kommunal Landspensjonskasse](#) (KLP, A2 stable insurance financial strength rating), given the importance of the bank to its business strategy.

Exhibit 1

Rating Scorecard - Key financial ratios



These are our [Banks Methodology](#) scorecard ratios. Asset risk and profitability reflect the weaker of either the three-year average and latest figure. Capital is the latest reported figure. Funding structure and liquid resources reflect the latest fiscal year-end figures.

Source: Moody's Ratings

Credit strengths

- » Low asset risk, driven by focus on public-sector lending and residential mortgages in Norway
- » Strong capitalisation, supported by the parent
- » Very high probability of affiliate support from KLP, in case of need

Credit challenges

- » Low profitability because of lending focus and intense competition in the retail market, which will further strain margins and constrain internal capital generation
- » High reliance on market funding, although mainly in the form of low-risk public sector covered bonds

Outlook

The stable outlook on the long-term deposit ratings reflects our expectation that KLP Banken will be able to maintain its financial performance and that affiliate support will remain very high.

Factors that could lead to an upgrade

- » Upward rating momentum could develop if KLP Banken substantially improves its recurring profitability and operating efficiency, without taking on more risk assets; demonstrates stronger asset quality than expected through an economic cycle; and improves its funding profile with higher amounts of stable deposits.
- » The deposit and issuer ratings could be upgraded if the parent's ratings are upgraded or if the bank's liability structure changes to include substantially higher amounts of senior unsecured or more junior debt.

Factors that could lead to a downgrade

- » A downgrade of the parent, KLP, could trigger a downgrade of KLP Banken's ratings.
- » There could also be downward pressure on KLP Banken's Counterparty Risk Ratings and CR Assessments from a lower volume of liabilities that are subordinated to these instruments, for example, if maturing senior unsecured debt is not refinanced with other senior or junior instruments.
- » Further pressure on KLP Banken's ratings could develop from: (1) significantly weaker asset quality than what we anticipate under the current downturn, or, the bank undertakes higher risk lending; (2) sustained weaker financial performance, for example due to erosion of the bank's franchise from competitive pressures; and (3) increasingly higher earnings dependence on one of the bank's business lines.

This publication does not announce a credit rating action. For any credit ratings referenced in this publication, please see the issuer/deal page on <https://ratings.moody's.com> for the most updated credit rating action information and rating history.

Key indicators

Exhibit 2

KLP Banken AS (Consolidated Financials) [1]

	12-23 ²	12-22 ²	12-21 ²	12-20 ²	12-19 ²	CAGR/Avg. ³
Total Assets (NOK Billion)	48.9	50.5	47.5	42.7	39.7	5.4 ⁴
Tangible Common Equity (NOK Billion)	3.2	3.0	2.5	2.4	2.2	9.5 ⁴
Problem Loans / Gross Loans (%)	0.1	0.1	0.1	0.1	0.2	0.1 ⁵
Tangible Common Equity / Risk Weighted Assets (%)	21.7	20.7	18.7	19.6	19.2	20.0 ⁶
Problem Loans / (Tangible Common Equity + Loan Loss Reserve) (%)	1.4	1.5	1.4	2.3	3.9	2.1 ⁵
Net Interest Margin (%)	0.9	0.8	0.7	0.7	0.8	0.8 ⁵
PPI / Average RWA (%)	2.0	1.3	0.9	1.2	1.0	1.3 ⁶
Net Income / Tangible Assets (%)	0.6	0.3	0.3	0.3	0.2	0.3 ⁵
Cost / Income Ratio (%)	48.1	57.1	66.0	61.2	67.2	59.9 ⁵
Market Funds / Tangible Banking Assets (%)	33.2	34.6	34.6	33.7	33.0	33.8 ⁵
Liquid Banking Assets / Tangible Banking Assets (%)	12.1	15.8	15.7	10.3	11.8	13.1 ⁵
Gross Loans / Due to Customers (%)	304.8	307.6	309.6	324.5	304.2	310.1 ⁵

[1] All figures and ratios are adjusted using Moody's standard adjustments. [2] Basel III - fully loaded or transitional phase-in; IFRS. [3] May include rounding differences because of the scale of reported amounts. [4] Compound annual growth rate (%) based on the periods for the latest accounting regime. [5] Simple average of periods for the latest accounting regime. [6] Simple average of Basel III periods.

Sources: Moody's Ratings and company filings

Profile

KLP Banken AS, registered and domiciled in Norway (Aaa stable), is an internet bank operating in the Norwegian market with a focus on the retail and public sectors. The head office is located in Trondheim and the bank also has a branch office in Oslo. KLP Banken, together with its wholly owned subsidiaries KLP Kommunekreditt AS and KLP Boligkreditt AS, form the KLP Banken AS Group.

The bank was formed in February 2009 and is wholly owned by the mutual insurance company KLP through KLP Bankholding AS.

In the retail market, the bank provides housing mortgages, savings products and other services with a focus on the members of the pension schemes in KLP. This target group made up 67% of KLP Banken's retail customers as of year-end 2023.

The bank's presence in the market for public-sector lending is through KLP Kommunekreditt and the bank provides long-term financing to the Norwegian regional and local government (RLG) sector, which includes municipalities, counties and companies with public-sector guarantees.

As of December 2023, KLP Banken's consolidated assets totaled NOK49 billion (€4.4 billion)

Recent developments

In March 2024, the Norwegian FSA lowered KLP Banken's Pillar 2 requirement to 1.1% from 1.5% previously following the conclusion of the SREP assessment.

Detailed credit considerations

Low asset risk driven by focus on public-sector lending and residential mortgages in Norway

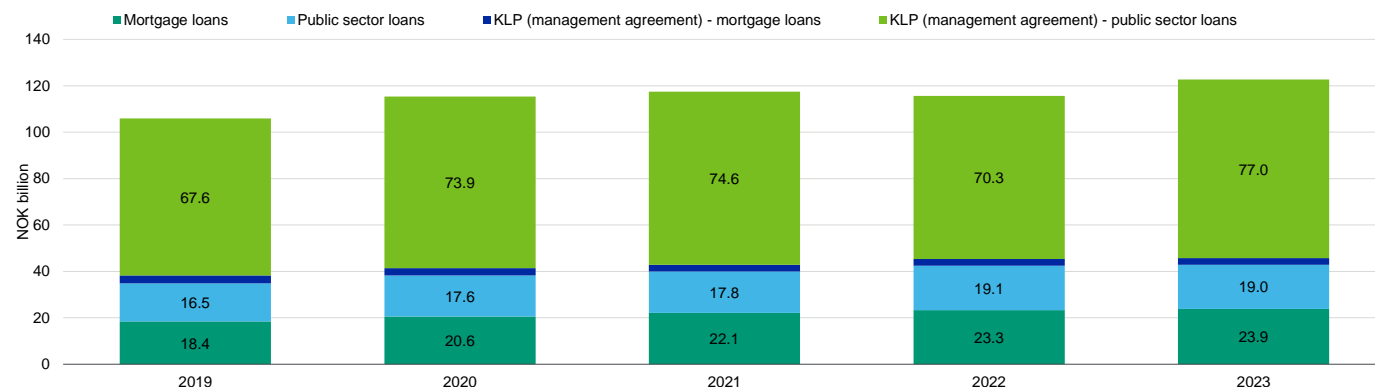
Our aa3 Asset Risk score reflects our expectation that KLP Banken's asset quality to remain strong because of its focus on very low risk lending to the Norwegian public sector (RLGs) and low-risk residential mortgage lending predominantly to public-sector employees with high job security. These characteristics are reflected in the bank's historically low problem loan ratio and loan losses.

As of year-end 2023, mortgage loans on KLP Banken's balance sheet were NOK23.9 billion and public-sector loans were NOK19.0 billion (see Exhibit 3). Mortgage loans grew by 2.6% in 2023 (5.4% in 2022) and public-sector lending decreased by 0.5%, leading to an overall loan growth of 1.2% during the year (overall 6.3% in 2022). The decrease in mortgages follows a system-wide slowdown in Norway, as higher interest rates and lower real disposable income which has limited credit demand, especially as KLP's clients are mostly public sector employees. KLP Banken also manages KLP's loan portfolio, which the parent funds directly from its own balance sheet, which totaled NOK79.8 billion as of year-end 2023.

Exhibit 3

Loan portfolio consists primarily of retail mortgages and public-sector loans

KLP Banken's own lending and loans managed on behalf of KLP



Source: Bank's disclosures

Competing against the state-owned [Kommunalbanken AS](#) (KBN; Aaa stable, a1¹), KLP Banken has found it difficult to grow its market share in public-sector lending because of KBN's low funding costs, not-for-profit mandate and direct access to the market for the larger municipalities. Therefore, the share of mortgages in the bank's portfolio has increased relative to loans to the RLG sector, increasing reliance on the housing market.

The Norwegian RLG sector's credit risk is very low because RLGs receive budget transfers and the equalisation principle ensures that RLGs have the financial means to deliver services mandated by the central government; RLGs are placed under central government oversight if they record, or, project that they will record, a budget imbalance; and RLGs cannot declare insolvency, but can only defer payment including any accrued interest. Therefore, KLP Banken has never incurred a loss because of its exposure to this segment.

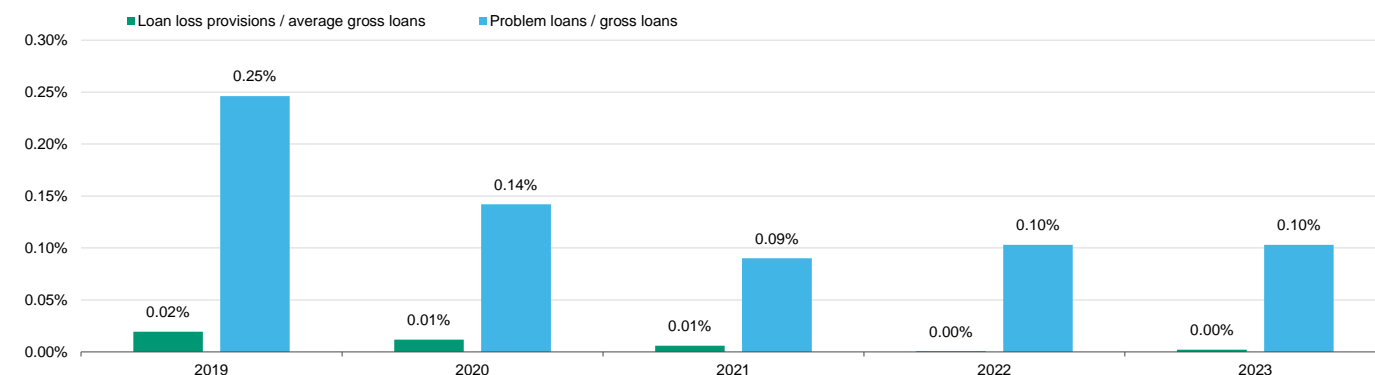
Comparatively, residential mortgages in Norway represent higher risk than the RLG segment, but lower than other countries. We generally expect loan quality for this segment to remain strong over the next 12-18 months. Despite the long-term risks of increasing household debt levels in the high inflation and interest rate environment, Norwegian households will continue to service their debt. The average loan-to-value ratio of KLP Banken's mortgage portfolio was also a conservative 57% as of year-end 2023 (2022: 54%), while most of the bank's mortgage customers were public-sector employees and members of KLP, with high job security.

KLP Banken's credit costs (loan loss provisions/average gross loans) averaged just 0.01% in the five years from 2019 to 2023 and were 0.00% as of year-end 2023. Problem loans (IFRS 9 stage 3 loans) remained low at 0.10% of gross loans as of December 2023 (see Exhibit 4) as the bank continues to grow mortgage lending and its portfolio begins to season.

Exhibit 4

Problem loan ratio and credit cost remain low

Evolution of asset-quality metrics for KLP Banken



Sources: Bank's disclosure and Moody's Ratings

Strong capitalisation, supported by the parent

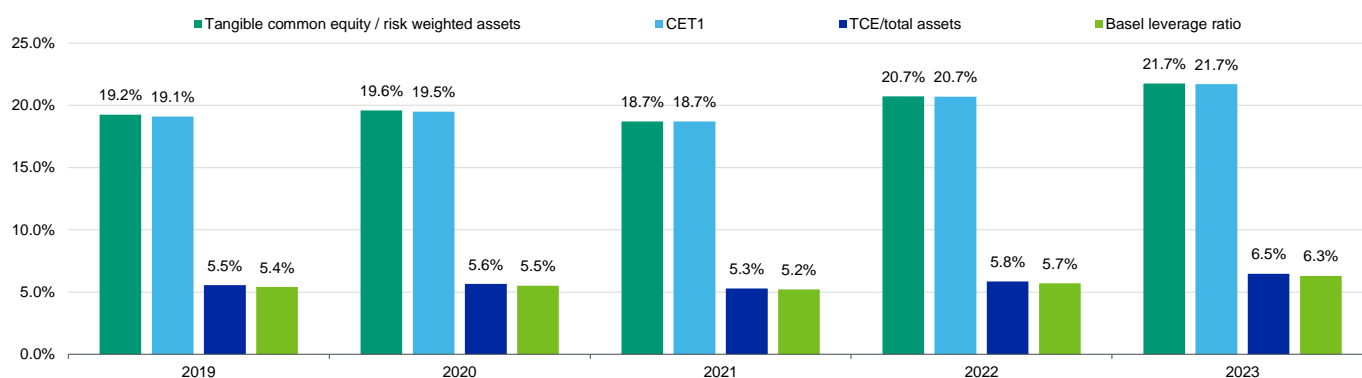
KLP Banken's capitalisation is strong and substantially above relevant regulatory requirements, with access to capital from its large and cash-rich parent KLP that supports its ability to continue to grow its business offsetting the bank's limited capacity to grow capital organically. This view is reflected in our assigned Capital score of aa2.

The bank reported a CET1 ratio and total capital ratio of 21.7% as of December 2023 compared with 20.7% at the end of the previous year (see Exhibit 5) above the current CET1 regulatory requirement of 15.5% and a total capital regulatory requirement of 19.0%. The requirements included a 4.5% systemic risk buffer and a 2.5% CCyB applicable to all Norwegian banks, as well as a 1.1% Pillar 2 requirement that is specific to KLP Banken. The bank's own target is to maintain a buffer of at least 0.5 percentage points above the regulatory requirements. The bank's capital level, measured as tangible common equity (TCE)/risk-weighted assets, was 21.7% as of year-end 2023.

Exhibit 5

KLP Banken's capital is solid with substantial buffer above capital requirements

Capital metrics evolution



Sources: Bank's disclosures and Moody's Ratings

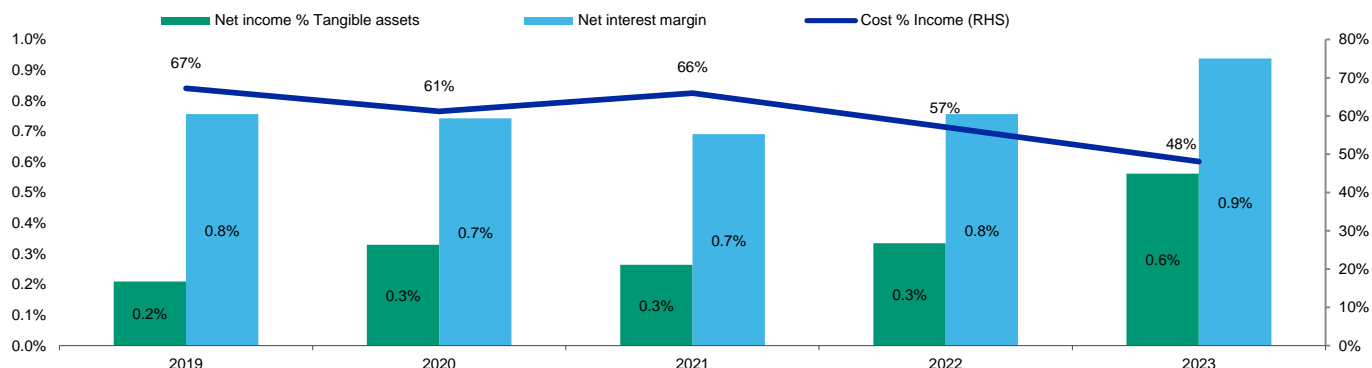
KLP Banken also reported an adequate Basel 3 leverage ratio of 6.3% as of December 2023 (year-end 2022: 5.7%), which is above its 3% regulatory requirement. Normally, the requirement for a non-systemic Norwegian bank would be 5%, but in October 2018, the Norwegian Department of Finance exempted KLP Banken from the extra two-percentage-point buffer for banks because KLP Banken uses the standardised approach when calculating credit risk weights. Historically, internal capital generation has been limited because of low profitability. However, KLP Banken has received regular capital injections from KLP, which has helped maintain its capital metrics despite lending growth.

Low, but stable, profitability will be sustained

During 2023, KLP Banken's profitability improved from its historical average, with net income/tangible assets increased to 0.56%, from 0.33% in the year-earlier period (see Exhibit 6), driven by a high interest rate environment. While loan growth slowed in 2023, net interest margin increased to 0.94%, from 0.76% in 2022 and 0.69% in 2021. The cost-to-income ratio decreased to 48.1% throughout 2023, down from 57.1% in 2022, primarily because of growth in income. Our assigned Profitability score of ba1 reflects our expectation that the bank's profitability will stabilise at lower levels going forward as growth and interest rates normalise.

Exhibit 6

Profitability is relatively weak because of its loan book composition and competitive pressures KLP Banken's profitability and efficiency metrics



Sources: Bank's disclosures and Moody's Ratings

For the portfolio of mortgages and public-sector loans that KLP Banken administers on behalf of its parent company, KLP, the bank receives a management fee, which amounted NOK61.3 million in 2023, compared to NOK58.0 million received during the previous year.

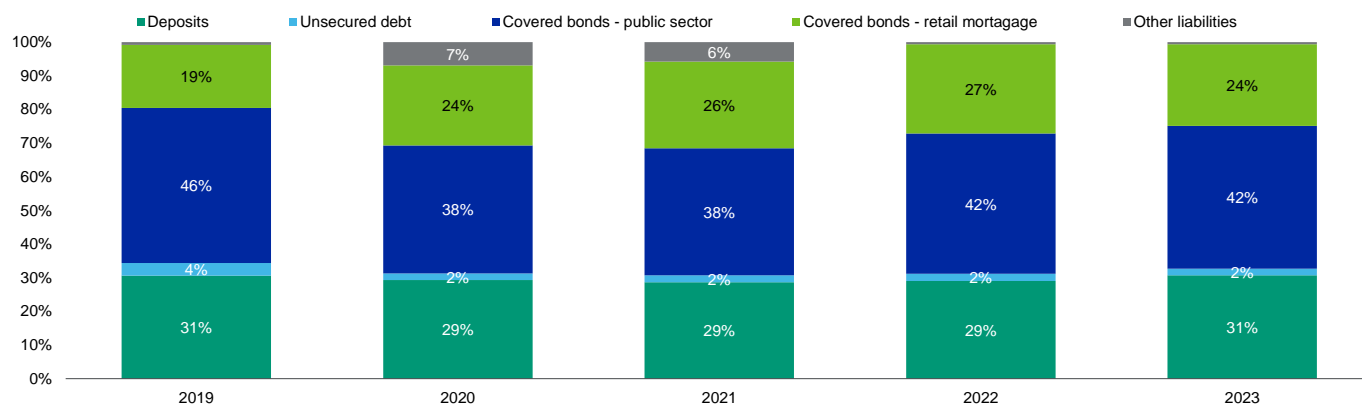
High market funding reliance, although predominantly in the form of covered bonds

Our baa3 Funding Structure score for KLP Banken reflects its high reliance on potentially confidence-sensitive market funding, predominantly through its two covered bond issuing subsidiaries.

Deposits accounted for 31% of total liabilities (excluding equity) as of December 2023 (see Exhibit 7). At the same time, senior unsecured funding has decreased by 20bp because the bank is increasingly focused on funding itself through deposits and covered bonds. Public-sector covered bonds issued by KLP Kommunekreditt made up 42% of total liabilities and retail mortgage covered bonds issued by KLP Boligkreditt made up a further 24% of liabilities as of December 2023.

Exhibit 7

Deposits and covered bonds dominate KLP Banken's funding structure Funding sources as a percentage of total liabilities, excluding equity



Sources: Moody's Ratings and company reports

The bank's market access is strong because of the demonstrated appetite for public-sector covered bonds by market participants, given the high quality of the collateral, thereby mitigating any refinancing risk, and the bank plans to capitalise KLP's and KLP Kommunekreditt's reputation further. We also expect the association with the KLP brand to support investor confidence in the bank in times of market stress.

KLP Banken's liquidity is adequate. Liquid banking assets/tangible banking assets was 12.1% as of year-end 2023 (2022: 15.8%). The bank's liquidity portfolio mainly comprises highly rated Norwegian covered bonds and bonds issued by Norwegian municipalities. Covered bonds are of lower quality than government bonds, but because of the low debt of the Norwegian state there is a limited supply of sovereign debt. We assign a baa3 Liquidity score, reflecting the bank's sizeable liquidity coverage and dominance of covered bonds in the liquidity portfolio. Furthermore, as of December 2023, the bank's liquidity coverage ratio was very high at 520%, well above the regulatory requirement of 100%.

Source of facts and figures cited in this report

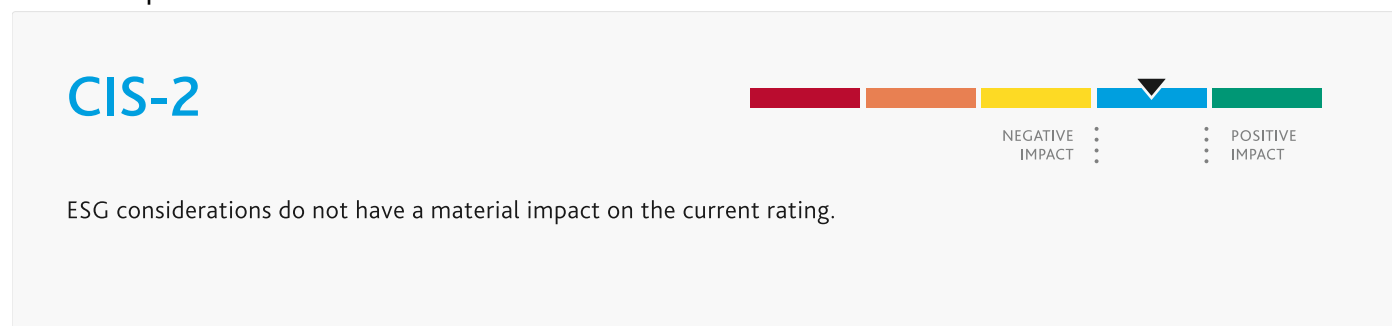
Unless noted otherwise, the bank-specific figures originate from bank's reports and Moody's Banking Financial Metrics. All figures are based on our own chart of accounts and may be adjusted for analytical purposes. Please refer to the document [Financial Statement Adjustments in the Analysis of Financial Institutions](#), published on 9 August 2018.

ESG considerations

KLP Banken AS' ESG credit impact score is CIS-2

Exhibit 8

ESG credit impact score




Source: Moody's Ratings

KLP Banken's **CIS-2** indicates that ESG considerations do not have a material impact to the rating to date.

Exhibit 9

ESG issuer profile scores



Source: Moody's Ratings

Environmental

KLP Banken faces low environmental risks, specifically in relation to carbon transition risk. This is because the structure of its loan book, predominantly retail mortgages and public sector lending, with a negligible exposure to corporates which typically carry higher carbon transition risk.

Social

KLP Banken faces moderate exposure to social risks, including and compliance risks in particular in the area of customer relations. A strong conduct track record demonstrates the bank's low risk tolerance and its role to serve the clients of its owner, Kommunal Landspensjonskasse the leading life insurance and pensions provider in Norway, rather than being seen as a profit center for the owners.

A well-developed risk management framework also mitigates related risks. The bank is also adapting to changing customer preferences, supported by its owner.

Governance

KLP Banken has low governance risks, reflecting strong governance framework and management policies and procedures that are inline with industry best practices, as evidenced by its good asset quality. Because KLP Banken is fully owned and effectively controlled by the mutual insurance company KLP, we have aligned the subsidiary's board structure, policies and procedures score with that of its ultimate parent, given the bank's strategic importance and public affiliation with the group, the parent's oversight of its subsidiary board and the regulated nature of both entities.

ESG Issuer Profile Scores and Credit Impact Scores for the rated entity/transaction are available on Moodys.com. In order to view the latest scores, please click [here](#) to go to the landing page for the entity/transaction on MDC and view the ESG Scores section.

Support and structural considerations

Affiliate support

We assume a very high probability of support from the parent company KLP, in case of need. However, because of the alignment of the bank's BCA of a3 with that of its parent, the affiliate support does not translate into any positive notching, resulting in an Adjusted BCA of a3. We use A3 as an anchor rating for KLP, which is one notch below its insurance financial strength rating of A2, because any potential support to its subsidiaries will be subordinated to the claims of its own policyholders.

Our support considerations are driven by the 100% ownership by KLP; its importance to the group's strategy of providing a complete suite of financial services to its members, and the shared brand name and geographical footprint; and the demonstrated support through ongoing capital injections, for example, in August 2015 for NOK200 million, in December 2016 for NOK250 million and in December 2017 for NOK150 million.

Loss Given Failure analysis

Norway has transposed the EU Bank Resolution and Recovery Directive (BRRD) into local legislation effective from January 2019 and as such we consider the country an operational resolution regime. In accordance with our methodology, we therefore apply our Advanced LGF analysis, considering the risks faced by different debt and deposit classes across the liability structure should the bank enter resolution.

In our Advanced LGF analysis, we use our standard assumptions and assume residual TCE of 3% and post-failure losses of 8% of tangible banking assets. We also assume a 25% run-off of "junior" wholesale deposits and a 5% run-off in preferred deposits. Moreover, we assign a 25% probability to junior deposits being preferred to senior unsecured debt.

Under these assumptions, for KLP Banken's A3 deposits, our LGF analysis indicates a moderate loss given failure because of the limited volume of senior unsecured debt outstanding and no outstanding junior debt. This leads to no rating uplift for deposits from the bank's a3 Adjusted BCA.

Government support considerations

We do not incorporate any government support uplift on KLP Banken's ratings because the probability of government support, in case of need, is low.

Counterparty Risk Ratings (CRRs)

KLP Banken's CRRs are A1/Prime-1

The CRR is positioned two notches above the Adjusted BCA of a3, reflecting the very low loss given failure from the volumes of instruments that are subordinated to CRR liabilities.

Counterparty Risk (CR) Assessment

KLP Banken's CR Assessment is Aa3(cr)/Prime-1(cr)

For KLP Banken, our Advanced LGF analysis indicates an extremely low loss given failure for the CR Assessment, leading to three notches of uplift from the bank's a3 Adjusted BCA.

Methodology and scorecard

About Moody's bank scorecard

Our scorecard is designed to capture, express and explain in summary form our Rating Committee's judgement. When read in conjunction with our research, a fulsome presentation of our judgement is expressed. As a result, the output of our Scorecard may materially differ from that suggested by raw data alone (though it has been calibrated to avoid the frequent need for strong divergence). The scorecard output and the individual scores are discussed in rating committees and may be adjusted up or down to reflect conditions specific to each rated entity.

Rating methodology and scorecard factors

Exhibit 10

KLP Banken AS

Macro Factors

Weighted Macro Profile **Very Strong -** **100%**

Factor	Historic Ratio	Initial Score	Expected Trend	Assigned Score	Key driver #1	Key driver #2
Solvency						
Asset Risk						
Problem Loans / Gross Loans	0.1%	aa1	↔	aa3	Quality of assets	Loan growth
Capital						
Tangible Common Equity / Risk Weighted Assets (Basel III - transitional phase-in)	21.7%	aa1	↔	aa2	Expected trend	
Profitability						
Net Income / Tangible Assets	0.4%	baa3	↔	ba1	Expected trend	
Combined Solvency Score		aa3		a1		
Liquidity						
Funding Structure						
Market Funds / Tangible Banking Assets	33.2%	baa3	↔	baa3	Market funding quality	
Liquid Resources						
Liquid Banking Assets / Tangible Banking Assets	12.1%	baa3	↔	baa3	Stock of liquid assets	Expected trend
Combined Liquidity Score		baa3		baa3		
Financial Profile				a3		
Qualitative Adjustments				Adjustment		
Business Diversification				0		
Opacity and Complexity				0		
Corporate Behavior				0		
Total Qualitative Adjustments				0		
Sovereign or Affiliate constraint				Aaa		
BCA Scorecard-indicated Outcome - Range				a2 - baa1		
Assigned BCA				a3		
Affiliate Support notching				-		
Adjusted BCA				a3		

Balance Sheet	in-scope (NOK Million)	% in-scope	at-failure (NOK Million)	% at-failure
Other liabilities	32,486	66.4%	33,920	69.3%
Deposits	14,060	28.7%	12,626	25.8%
Preferred deposits	10,405	21.3%	9,885	20.2%
Junior deposits	3,656	7.5%	2,742	5.6%
Senior unsecured bank debt	900	1.8%	900	1.8%
Equity	1,467	3.0%	1,467	3.0%
Total Tangible Banking Assets	48,914	100.0%	48,914	100.0%

Debt Class	De Jure waterfall		De Facto waterfall		Notching		LGF Notching Guidance vs. Adjusted BCA	Assigned LGF notching	Additional Notching	Preliminary Rating Assessment
	Instrument volume + subordination	Sub-ordination	Instrument volume + subordination	Sub-ordination	De Jure	De Facto				
Counterparty Risk Rating	10.4%	10.4%	10.4%	10.4%	2	2	2	2	0	a1
Counterparty Risk Assessment	10.4%	10.4%	10.4%	10.4%	3	3	3	3	0	aa3 (cr)
Deposits	10.4%	3.0%	10.4%	4.8%	0	1	0	0	0	a3
Senior unsecured bank debt	10.4%	3.0%	4.8%	3.0%	0	-1	0	-	-	-

Instrument Class	Loss Given Failure notching	Additional notching	Preliminary Rating Assessment	Government Support notching	Local Currency Rating	Foreign Currency Rating
Counterparty Risk Rating	2	0	a1	0	A1	A1
Counterparty Risk Assessment	3	0	aa3 (cr)	0	Aa3(cr)	
Deposits	0	0	a3	0	A3	A3
Senior unsecured bank debt	-	-	-	0	A3	A3

[1] Where dashes are shown for a particular factor (or sub-factor), the score is based on non-public information.

Source: Moody's Ratings

Ratings

Exhibit 11

Category	Moody's Rating
KLP BANKEN AS	
Outlook	Stable
Counterparty Risk Rating	A1/P-1
Bank Deposits	A3/P-2
Baseline Credit Assessment	a3
Adjusted Baseline Credit Assessment	a3
Counterparty Risk Assessment	Aa3(cr)/P-1(cr)
Issuer Rating	A3
PARENT: KOMMUNAL LANDSPENSJONSKASSE	
Outlook	Stable
Insurance Financial Strength	A2
Subordinate	Baa1

Source: Moody's Ratings

Endnotes

¹ The bank ratings in this report are the bank's senior unsecured debt rating and Baseline Credit Assessment.

© 2024 Moody's Corporation, Moody's Investors Service, Inc., Moody's Analytics, Inc. and/or their licensors and affiliates (collectively, "MOODY'S"). All rights reserved. CREDIT RATINGS ISSUED BY MOODY'S CREDIT RATINGS AFFILIATES ARE THEIR CURRENT OPINIONS OF THE RELATIVE FUTURE CREDIT RISK OF ENTITIES, CREDIT COMMITMENTS, OR DEBT OR DEBT-LIKE SECURITIES, AND MATERIALS, PRODUCTS, SERVICES AND INFORMATION PUBLISHED OR OTHERWISE MADE AVAILABLE BY MOODY'S (COLLECTIVELY, "MATERIALS") MAY INCLUDE SUCH CURRENT OPINIONS. MOODY'S DEFINES CREDIT RISK AS THE RISK THAT AN ENTITY MAY NOT MEET ITS CONTRACTUAL FINANCIAL OBLIGATIONS AS THEY COME DUE AND ANY ESTIMATED FINANCIAL LOSS IN THE EVENT OF DEFAULT OR IMPAIRMENT. SEE APPLICABLE MOODY'S RATING SYMBOLS AND DEFINITIONS PUBLICATION FOR INFORMATION ON THE TYPES OF CONTRACTUAL FINANCIAL OBLIGATIONS ADDRESSED BY MOODY'S CREDIT RATINGS. CREDIT RATINGS DO NOT ADDRESS ANY OTHER RISK, INCLUDING BUT NOT LIMITED TO: LIQUIDITY RISK, MARKET VALUE RISK, OR PRICE VOLATILITY. CREDIT RATINGS, NON-CREDIT ASSESSMENTS ("ASSESSMENTS"), AND OTHER OPINIONS INCLUDED IN MOODY'S MATERIALS ARE NOT STATEMENTS OF CURRENT OR HISTORICAL FACT. MOODY'S MATERIALS MAY ALSO INCLUDE QUANTITATIVE MODEL-BASED ESTIMATES OF CREDIT RISK AND RELATED OPINIONS OR COMMENTARY PUBLISHED BY MOODY'S ANALYTICS, INC. AND/OR ITS AFFILIATES. MOODY'S CREDIT RATINGS, ASSESSMENTS, OTHER OPINIONS AND MATERIALS DO NOT CONSTITUTE OR PROVIDE INVESTMENT OR FINANCIAL ADVICE, AND MOODY'S CREDIT RATINGS, ASSESSMENTS, OTHER OPINIONS AND MATERIALS ARE NOT AND DO NOT PROVIDE RECOMMENDATIONS TO PURCHASE, SELL, OR HOLD PARTICULAR SECURITIES. MOODY'S CREDIT RATINGS, ASSESSMENTS, OTHER OPINIONS AND MATERIALS DO NOT COMMENT ON THE SUITABILITY OF AN INVESTMENT FOR ANY PARTICULAR INVESTOR. MOODY'S ISSUES ITS CREDIT RATINGS, ASSESSMENTS AND OTHER OPINIONS AND PUBLISHES OR OTHERWISE MAKES AVAILABLE ITS MATERIALS WITH THE EXPECTATION AND UNDERSTANDING THAT EACH INVESTOR WILL, WITH DUE CARE, MAKE ITS OWN STUDY AND EVALUATION OF EACH SECURITY THAT IS UNDER CONSIDERATION FOR PURCHASE, HOLDING, OR SALE.

MOODY'S CREDIT RATINGS, ASSESSMENTS, OTHER OPINIONS, AND MATERIALS ARE NOT INTENDED FOR USE BY RETAIL INVESTORS AND IT WOULD BE RECKLESS AND INAPPROPRIATE FOR RETAIL INVESTORS TO USE MOODY'S CREDIT RATINGS, ASSESSMENTS, OTHER OPINIONS OR MATERIALS WHEN MAKING AN INVESTMENT DECISION. IF IN DOUBT YOU SHOULD CONTACT YOUR FINANCIAL OR OTHER PROFESSIONAL ADVISER.

ALL INFORMATION CONTAINED HEREIN IS PROTECTED BY LAW, INCLUDING BUT NOT LIMITED TO, COPYRIGHT LAW, AND NONE OF SUCH INFORMATION MAY BE COPIED OR OTHERWISE REPRODUCED, REPACKAGED, FURTHER TRANSMITTED, TRANSFERRED, DISSEMINATED, REDISTRIBUTED OR RESOLD, OR STORED FOR SUBSEQUENT USE FOR ANY SUCH PURPOSE, IN WHOLE OR IN PART, IN ANY FORM OR MANNER OR BY ANY MEANS WHATSOEVER, BY ANY PERSON WITHOUT MOODY'S PRIOR WRITTEN CONSENT. FOR CLARITY, NO INFORMATION CONTAINED HEREIN MAY BE USED TO DEVELOP, IMPROVE, TRAIN OR RETRAIN ANY SOFTWARE PROGRAM OR DATABASE, INCLUDING, BUT NOT LIMITED TO, FOR ANY ARTIFICIAL INTELLIGENCE, MACHINE LEARNING OR NATURAL LANGUAGE PROCESSING SOFTWARE, ALGORITHM, METHODOLOGY AND/OR MODEL.

MOODY'S CREDIT RATINGS, ASSESSMENTS, OTHER OPINIONS AND MATERIALS ARE NOT INTENDED FOR USE BY ANY PERSON AS A BENCHMARK AS THAT TERM IS DEFINED FOR REGULATORY PURPOSES AND MUST NOT BE USED IN ANY WAY THAT COULD RESULT IN THEM BEING CONSIDERED A BENCHMARK.

All information contained herein is obtained by MOODY'S from sources believed by it to be accurate and reliable. Because of the possibility of human or mechanical error as well as other factors, however, all information contained herein is provided "AS IS" without warranty of any kind. MOODY'S adopts all necessary measures so that the information it uses in assigning a credit rating is of sufficient quality and from sources MOODY'S considers to be reliable including, when appropriate, independent third-party sources. However, MOODY'S is not an auditor and cannot in every instance independently verify or validate information received in the credit rating process or in preparing its Materials.

To the extent permitted by law, MOODY'S and its directors, officers, employees, agents, representatives, licensors and suppliers disclaim liability to any person or entity for any indirect, special, consequential, or incidental losses or damages whatsoever arising from or in connection with the information contained herein or the use of or inability to use any such information, even if MOODY'S or any of its directors, officers, employees, agents, representatives, licensors or suppliers is advised in advance of the possibility of such losses or damages, including but not limited to: (a) any loss of present or prospective profits or (b) any loss or damage arising where the relevant financial instrument is not the subject of a particular credit rating assigned by MOODY'S.

To the extent permitted by law, MOODY'S and its directors, officers, employees, agents, representatives, licensors and suppliers disclaim liability for any direct or compensatory losses or damages caused to any person or entity, including but not limited to by any negligence (but excluding fraud, willful misconduct or any other type of liability that, for the avoidance of doubt, by law cannot be excluded) on the part of, or any contingency within or beyond the control of, MOODY'S or any of its directors, officers, employees, agents, representatives, licensors or suppliers, arising from or in connection with the information contained herein or the use of or inability to use any such information.

NO WARRANTY, EXPRESS OR IMPLIED, AS TO THE ACCURACY, TIMELINESS, COMPLETENESS, MERCHANTABILITY OR FITNESS FOR ANY PARTICULAR PURPOSE OF ANY CREDIT RATING, ASSESSMENT, OTHER OPINION OR INFORMATION IS GIVEN OR MADE BY MOODY'S IN ANY FORM OR MANNER WHATSOEVER.

Moody's Investors Service, Inc., a wholly-owned credit rating agency subsidiary of Moody's Corporation ("MCO"), hereby discloses that most issuers of debt securities (including corporate and municipal bonds, debentures, notes and commercial paper) and preferred stock rated by Moody's Investors Service, Inc. have, prior to assignment of any credit rating, agreed to pay to Moody's Investors Service, Inc. for credit ratings opinions and services rendered by it. MCO and Moody's Investors Service also maintain policies and procedures to address the independence of Moody's Investors Service credit ratings and credit rating processes. Information regarding certain affiliations that may exist between directors of MCO and rated entities, and between entities who hold credit ratings from Moody's Investors Service, Inc. and have also publicly reported to the SEC an ownership interest in MCO of more than 5%, is posted annually at www.moody.com under the heading "Investor Relations — Corporate Governance — Charter Documents - Director and Shareholder Affiliation Policy."

Moody's SF Japan K.K., Moody's Local AR Agente de Calificación de Riesgo S.A., Moody's Local BR Agência de Classificação de Risco LTDA, Moody's Local MX S.A. de C.V., I.C.V., Moody's Local PE Clasificadora de Riesgo S.A., and Moody's Local PA Clasificadora de Riesgo S.A. (collectively, the "Moody's Non-NRSRO CRAs") are all indirectly wholly-owned credit rating agency subsidiaries of MCO. None of the Moody's Non-NRSRO CRAs is a Nationally Recognized Statistical Rating Organization.

Additional terms for Australia only: Any publication into Australia of this document is pursuant to the Australian Financial Services License of MOODY'S affiliate, Moody's Investors Service Pty Limited ABN 61 003 399 657AFSL 336969 and/or Moody's Analytics Australia Pty Ltd ABN 94 105 136 972 AFSL 383569 (as applicable). This document is intended to be provided only to "wholesale clients" within the meaning of section 761G of the Corporations Act 2001. By continuing to access this document from within Australia, you represent to MOODY'S that you are, or are accessing the document as a representative of, a "wholesale client" and that neither you nor the entity you represent will directly or indirectly disseminate this document or its contents to "retail clients" within the meaning of section 761G of the Corporations Act 2001. MOODY'S credit rating is an opinion as to the creditworthiness of a debt obligation of the issuer, not on the equity securities of the issuer or any form of security that is available to retail investors.

Additional terms for India only: Moody's credit ratings, Assessments, other opinions and Materials are not intended to be and shall not be relied upon or used by any users located in India in relation to securities listed or proposed to be listed on Indian stock exchanges.

Additional terms with respect to Second Party Opinions (as defined in Moody's Investors Service Rating Symbols and Definitions): Please note that a Second Party Opinion ("SPO") is not a "credit rating". The issuance of SPOs is not a regulated activity in many jurisdictions, including Singapore. JAPAN: In Japan, development and provision of SPOs fall under the category of "Ancillary Businesses", not "Credit Rating Business", and are not subject to the regulations applicable to "Credit Rating Business" under the Financial Instruments and Exchange Act of Japan and its relevant regulation. PRC: Any SPO: (1) does not constitute a PRC Green Bond Assessment as defined under any relevant PRC laws or regulations; (2) cannot be included in any registration statement, offering circular, prospectus or any other documents submitted to the PRC regulatory authorities or otherwise used to satisfy any PRC regulatory disclosure requirement; and (3) cannot be used within the PRC for any regulatory purpose or for any other purpose which is not permitted under relevant PRC laws or regulations. For the purposes of this disclaimer, "PRC" refers to the mainland of the People's Republic of China, excluding Hong Kong, Macau and Taiwan.

CLIENT SERVICES

Americas	1-212-553-1653
Asia Pacific	852-3551-3077
Japan	81-3-5408-4100
EMEA	44-20-7772-5454